

# THERMOBOND CIR-KITS



SMT ThermoBond Cir-Kit

Item Description	PACE Part #	Replacement Parts
<b>ThermoBond Cir-Kit, Surface Mount Version, Complete</b>	6993-0176	See Pg. 3
<i>Consisting of:</i>		
<b>ThermoBond Frames (solder plated on one side)</b>		
Chip Resistor/Capacitor	1200-0147-01	See Pg. 4
Inductors, MELFs, Tantalum Capacitors	1200-0148-01	See Pg. 4
SOTs	1200-0149-01	See Pg. 4
SOICs, TSOPs	1200-0150-01	See Pg. 4
PLCCs, LCCCs, SOJs, Ceramic QFPs, Basic Cir-Kit Material and Dry Film Adhesive for Custom Shaping/Cutting	1200-0151-01	See Pg. 4
PQFPs	1200-0152-01	See Pg. 4
<b>Other Accessories Included</b>		
Abrasive Stick	1129-0014-P1	
Kapton Tape (ten 3.0" pieces)	1289-0016	See Pg. 3
Cir-Kit Tool Set (for cutting and scraping)	7016-0003-P1	
Fine Angled Tweezers	1100-0043	
Cutting Board	1143-0009	
Selection of ThermoBond Tips		See Pg. 3
<b>ThermoBond Cir-Kit, Thru-Hole Version, Complete</b>	6993-0179	See Pg. 3
<i>Consisting of:</i>		
<b>ThermoBond Frames (solder plated on one side)</b>		
Straight Run	1200-0158-01	See Pg. 4
Fine Traces	1200-0159-01	See Pg. 4
Dip Pad	1200-0163-01	See Pg. 4
Track Pad	1200-0161-01	See Pg. 4
Variety Frame	1200-0160-01	See Pg. 4
<b>Lap/Trace Frames (solder plated on both sides)</b>		
Straight Run	1200-0164-03	See Pg. 4
Fine Traces	1200-0165-03	See Pg. 4
<b>Other Accessories Included</b>		
Eyelets and Funnelets (#'s 4, 5, 6, 8, 10, & 22)		See Pg. 7
Abrasive Stick	1129-0014-P1	
Kapton Tape (ten 3.0" pieces)	1289-0016	See Pg. 3
Fine Angled Tweezers	1100-0043	
Cutting Board	1143-0009	
Setting Tool Assembly, Upper Setting Tool	6000-0151	
Setting Tool Guide	6000-0054	
Support Tool, Lower Setting Tool	1132-0017	
Support Tool Base	1321-0054	
Cir-Kit Tool Set (for cutting and scraping)	7016-0003-P1	
Selection of ThermoBond Tips		See Pg. 3

# THERMOBOND CIR-KITS

Item Description	PACE Part #	Replacement Parts
<b>ThermoBond Cir-Kit, Combo SMT/Thru-Hole Version (A Selection for Mixed Technology Repairs), Complete</b>	6993-0180	See Pg. 3
<i>Consisting of:</i>		
<b>ThermoBond Frames (solder plated on one side)</b>		
Chip Resistor/Capacitor	1200-0147-01	See Pg. 4
SOICs, TSOPs	1200-0150-01	See Pg. 4
PLCCs, LCCCs, SOJs, Ceramic QFPs, Basic Cir-Kit Material and Dry Film Adhesive for Custom Shaping/Cutting	1200-0151-01	See Pg. 4
Straight Run	1200-0158-01	See Pg. 4
Fine Traces	1200-0159-01	See Pg. 4
Track Pad	1200-0161-01	See Pg. 4
<b>Lap/Trace Frames (solder plated on one side)</b>		
Fine Traces	1200-0165-03	See Pg. 4
<b>Other Accessories Included</b>		
Eyelets and Funnelets (#s 4, 5, 6, 8, & 10)		See Pg. 7
Abrasive Stick	1129-0014-P1	
Kapton Tape (ten 3.0" pieces)	1289-0016	See pg. 3
Fine Angled Tweezers	1100-0043	
Cutting Board	1143-0009	
Setting Tool Assembly, Upper Setting Tool	6000-0151	
Setting Tool Guide	6000-0054	
Support Tool, Lower Setting Tool	1132-0017	
Support Tool Base	1321-0054	
Cir-Kit Tool Set (for milling, drilling, cutting and scraping)	7016-0003-P1	
Selection of ThermoBond Tips		See Pg. 3

Item Description	PACE Part Number	Replacement Parts
<b>ThermoBond Cir-Kit, Edge Connector Version, Complete</b>	6993-0182	See Pg. 3
<i>Consisting of:</i>		
<b>ThermoBond Frames (solder plated on one side)</b>		
Edge Connector (gold plated)	1200-0162-02	See Pg. 4
<b>Lap/Trace Frames (solder plated on both sides)</b>		
Straight Run	1200-0164-03	See Pg. 4
<b>Other Accessories Included</b>		
Abrasive Stick	1129-0014-P1	
Kapton Tape (ten 3.0" pieces)	1289-0016	See Pg. 3
Fine Angled Tweezers	1100-0043	
Cutting Board	1143-0009	
Cir-Kit Tool Set (for milling, drilling, cutting and scraping)	7016-0003-P1	
Selection of ThermoBond Tips		See Pg. 3

# THERMOBOND CIR-KIT SPARE PARTS

Item Description	PACE Part #
<b>ThermoBond Frames (solder plated on one side )</b>	See Pg. 4
Chip Resistor/Capacitor	1200-0147-01-P1
Inductors, MELFs, Tantalum Capacitors	1200-0148-01-P1
SOTs	1200-0149-01-P1
SOICs, TSOPs	1200-0150-01-P1
PLCCs,LCCCs,SOJs,Ceramic QFPs,Basic Cir-Kit Material and Dry Film Adhesive for Custom Shaping/Cutting	1200-0151-01-P1
PQFPs	1200-0152-01-P1
Straight Run	1200-0158-01-P1
Fine Traces	1200-0159-01-P1
Dip Pad	1200-0163-01-P1
Track Pad	1200-0161-01-P1
Variety Frame	1200-0160-01-P1
Edge Connector (gold plated)	1200-0162-02-P1
<b>Lap/Trace Frames (solder plated on both sides)</b>	See Pg. 4
Straight Run	1200-0164-03-P1
Fine Traces	1200-0165-03-P1
<b>Other Accessories</b>	
Abrasive Stick	1129-0014-P10
Kapton Tape, 0.5" x 3.5", 25 pieces	1289-0016-01-P25
Cir-Kit Tool Set (for milling, drilling, cutting and scraping)	7016-0003-P1
<b>ThermoBond Tips:</b>	
Double Sided Tip - 0.04" x 0.6" rect. and 0.07" dia (A,B,C)	1121-0581-P1
Double Sided Tip - 0.08" x 0.12" rect. and 0.125" dia (A,B,C)	1121-0582-P1
Double Sided Tip - 0.1" x 0.03" rect. and 0.096" dia (A,B,C)	1121-0583-P1
Tip, 30 degree ellipse (A,C)	1121-0538-P1
Tip, 0.075" x 0.5" rect. (B,C,D)	1121-0589-P1
Tip, 0.025" x 0.2" rect. (B,C)	1121-0587-P1
Tip, 0.062" x 0.2" rect. (B,C)	1121-0588-P1
Tip, 0.1" x 0.5" rect. (B,C,D)	1121-0585-P1
Tip, 0.031" x 0.5" rect. (B,C,D)	1121-0586-P1
Tip, 0.062" x 0.5" rect. (D)	1121-0584-P1

(A)=Standard with 6993-0176, (B)=Standard with 6993-0179  
(C)=Standard with 6993-0180, (D)=Standard with 6993-0182



# NON-THERMOBOND CIR-KITS





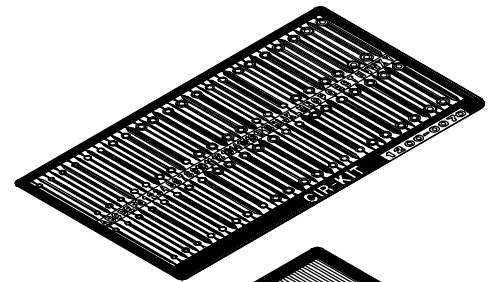
Item	PACE	Replacement
Description	Part #	Parts
<b>Non-ThermoBond Cir-Kit, Basic, Complete</b>	6993-0037	See Pg. 54
<b>Consisting of:</b>		
<b>Cir-Kit Frames</b>		
Track Pad Frame	1200-0070	See Pg. 54
Straight Run Frame	1200-0074	See Pg. 54
<b>Other Accessories Included:</b>		
Eyelets and Funnelets ( #’s 4, 5, 8, & 10)		See Pg. 55
Setting Tool Assembly	6000-0051	
Support Tool	1132-0017	
Support Tool Base	1321-0054	
Hinged Cap	1311-0085	
Item	PACE	Replacement
Description	Part #	Parts
<b>Non-ThermoBond Cir-Kit, Advanced, Complete</b>	6993-0077	See Pg. 54
<b>Consisting of:</b>		
<b>Cir-Kit Frames</b>		
Track Pad Frame	1200-0070	See Pg. 54
Straight Run Frame	1200-0074	See Pg. 54
D.I.P. Pad Frame	1200-0072	See Pg. 54
Variety Frame (Anles, T’s, Pads)	1200-0073	See Pg. 54
<b>Other Accessories Included:</b>		
Eyelets and Funnelets ( #’s 4, 5, 6, 8, 10, 22, 24)		See Pg. 55
Setting Tool Assembly	6000-0051	
Setting Tool Guide Assembly	6000-0054	
Support Tool, Funnelet	1132-0017	
Support Tool Base	1321-0054	
Abrasive Stick	1129-0014	
Hinged Cap	1311-0085	
Item	PACE	Replacement
Description	Part #	Parts
<b>Non-ThermoBond Cir-Kit, Master, Complete</b>	6993-0082	See Pg. 54
<b>Consisting of:</b>		
<b>Cir-Kit Frames</b>		
Track Pad Frame	1200-0070	See Pg. 54
Straight Run Frame	1200-0074	See Pg. 54
Fine Traces Frame	1200-0118	See Pg. 54
D.I.P. Pad Frame	1200-0072	See Pg. 54
Edge Connector Frame	1200-0071	See Pg. 54
Variety Frame (Anles, T’s, Pads)	1200-0073	See Pg. 54
<b>Other Accessories Included:</b>		
Eyelets and Funnelets ( #’s 4, 5, 6, 8, 10, 22, 24)		See Pg. 55
Setting Tool Assembly	6000-0051	
Setting Tool Guide Assembly	6000-0054	
Support Tool, Funnelet	1132-0017	
Support Tool Base	1321-0054	
Abrasive Stick	1129-0014	
Hinged Cap	1311-0085	
Edge Connector Clamp Assembly	6000-0130	
Adhesive Kit	1239-0011	

# NON-THERMOBOND CIR-KIT SPARE PARTS

Item Number	Item Description	PACE Part #
1	Abrasive Stick	1129-0014-P10
2	Setting Tool Assembly, Upper Setting Tool	6000-0051
3	Setting Tool Guide	6000-0054
4	Support Tool, Lower Setting Tool	1132-0017
5	Support Tool Base	1321-0054
6	Edge Connector Clamp Assembly	6000-0130
7	Bonding Kit	6999-0005

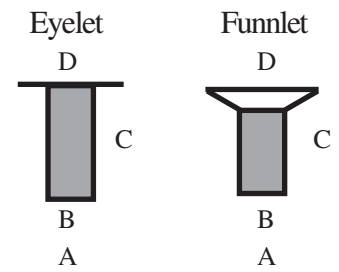
## CIR-KIT FRAMES\*

Item Description	PACE Part #
Track Pad Frame, (Selector Type)	1200-0070
Straight Run Frame	1200-0074
Fine-Traces Frame	1200-0118
Dip Pad Frame	1200-0072
Variety Frame (Angles, T's, Pads)	1200-0073
Edge Connector Frame	1200-0071
Trak-Pad Frame, choice of one size, A thru Y (letter size)	1200-0011



\* These frames do not have a dry-film adhesive backing.

# EYELETS AND FUNNELETS



## CROSS REFERENCED TO DRILLS AND BALL MILLS

#	Eyelet/ Funnelet Part No.	Type	Kort tjocklek		A-Borr dia.		C-Längd		B-Inner dia.		D-Fläns dia.		Ball Mill/ Drills Part No.
			For Board Thickness		Barrel O.D. mm		Length Under Flange mm		Barrel I.D. mm		Flange Dia. mm		
1	1347-0001	Funnelet	1/32"	0,79	.038	0,97	.047	1,19	.029	0,74	.065	1,65	1112-0010
2	1347-0002	Funnelet	1/16"	1,59	.058	1,52	.086	2,24	.048	1,22	.095	1,63	1112-0004
3	1347-0006	Funnelet	1/64"	0,40	.046	1,19	.052	1,32	.036	0,91	.082	2,03	1112-0003
4	1347-0007	Funnelet	1/32"	0,79	.047	1,19	.062	1,57	.036	0,91	.080	2,03	1112-0003
5	1347-0009	Funnelet	1/16"	1,59	.047	1,19	.085	2,36	.036	0,91	.080	2,03	1112-0003
6	1347-0010	Funnelet	3/32"	2,38	.047	1,19	.118	3,00	.035	0,90	.080	2,03	1112-0003
7	1347-0012	Eyelet	1/100"	0,25	.030	0,76	.027	0,79	.021	0,53	.046	1,17	1112-0002
8	1347-0013	Eyelet	1/64"	0,40	.030	0,76	.054	1,27	.022	0,53	.046	1,17	1112-0002
9	1347-0015	Eyelet	3/64"	1,19	.030	0,76	.073	1,98	.021	0,53	.046	1,17	1112-0002
10	1347-0016	Eyelet	1/16"	1,59	.030	0,76	.088	2,24	.021	0,53	.046	1,17	1112-0002
11	1347-0017	Eyelet	1/16"	1,59	.030	0,76	.094	2,39	.021	0,53	.046	1,17	1112-0002
12	1347-0019	Eyelet	1/8"	3,18	.030	0,76	.174	4,42	.021	0,53	.046	1,17	1112-0002
13	1347-0022	Eyelet	1/32"	0,79	.035	0,91	.060	1,52	.025	0,64	.070	1,80	1112-0010
14	1347-0024	Eyelet	3/32"	2,38	.047	1,19	.125	3,10	.037	0,91	.080	2,03	1112-0003
15	1347-0026	Eyelet	1/16"	1,59	.046	1,17	.092	2,36	.035	0,86	.078	1,93	1112-0003
16	1347-0029	Eyelet	1/8"	3,18	.046	1,17	.160	4,06	.034	0,84	.076	1,86	1112-0003
17	1347-0030	Eyelet	3/64"	1,19	.046	1,17	.075	1,91	.034	0,84	.076	1,86	1112-0003
18	1347-0036	Eyelet	1/16"	1,59	.068	1,73	.102	2,59	.058	1,47	.114	2,90	1112-0004
19	1347-0039	Eyelet	1/16"	1,59	.040	1,02	.093	2,36	.035	0,89	.060	1,52	1112-0010
20	1347-0042	Funnelet	3/32"	2,38	.078	1,93	.090	2,29	.066	1,63	.110	2,80	1112-0034
21	1347-0050	Funnelet	1/64"	0,40	.039	0,99	.051	1,30	.030	0,69	.062	1,57	1112-0010
22	1347-0051	Funnelet	1/32"	0,79	.039	0,99	.066	1,68	.030	0,69	.062	1,57	1112-0010
23	1347-0052	Funnelet	3/64"	1,19	.039	0,99	.082	2,21	.030	0,69	.062	1,57	1112-0010
24	1347-0053	Funnelet	1/16"	1,59	.039	0,99	.098	2,49	.030	0,69	.062	1,57	1112-0010
25	1347-0054	Funnelet	3/32"	2,38	.039	0,99	.129	3,28	.030	0,69	.062	1,57	1112-0010
26	1347-0055	Eyelet	1/16"	1,59	.059	1,50	.093	2,36	.048	1,22	.090	2,29	1112-0004
27	1347-0056	Funnelet	1/16"	1,59	.046	1,17	.100	2,54	.036	0,91	.076	1,93	1112-0003
28	1347-0057	Funnelet	1/16"	1,59	.040	1,02	.075	1,91	.028	0,76	.062	1,55	1112-0010
29	1347-0058	Funnelet	1/32"	0,79	.047	1,19	.062	1,57	.037	0,94	.080	2,03	1112-0003

Note: Counts of eyelets and funnelets are approximate and all dimensions are inches, - 10%.

